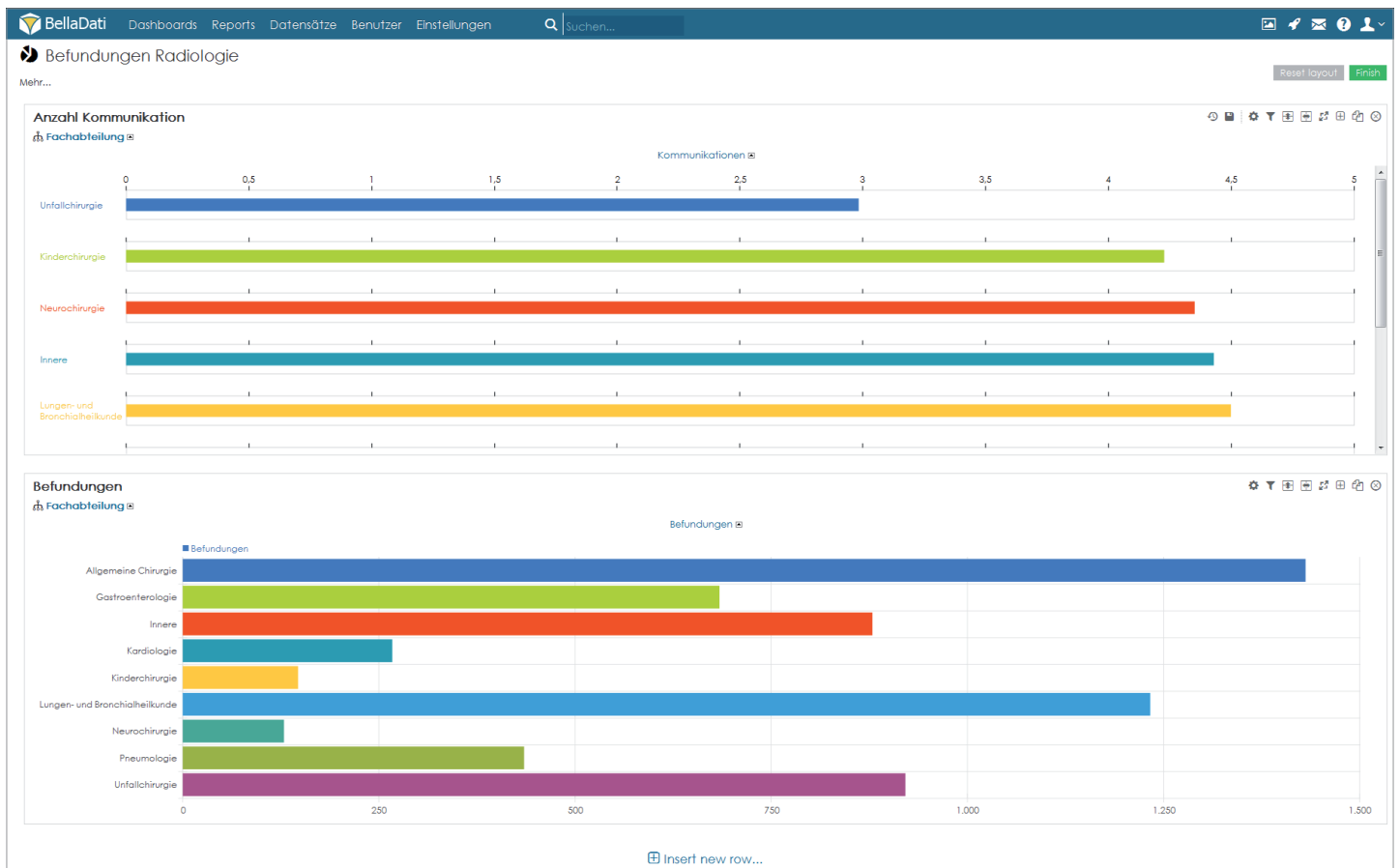


Orchestra+ Analyzer for the healthcare industry

The economic pressure on hospitals is increasing:

The demand towards cost efficiency with increasing quality of care is creating a huge challenge for hospitals. However, cutting cost, simple reorganization of processes or yet another compression of time slots is no solution! Discover your potential by an in-depth analysis of your internal processes!

With orchestra we offer a tool that supports you measuring your hospital processes in real-time.



Already today the Orchestra communication-server is providing seamless data exchange in the hospital-IT – cross-department and cross-location! This data-stream, however, contains process relevant data which is not used so far because the target systems only extract and process the data fragments which are useful for them. At the end of the day the unused data transforms, literally spoken, into hot air. The previously un-used data which contains vital information about processes can now easily be analyzed to thoroughly improve internal processes.

What can Orchestra Analyzer do for you?

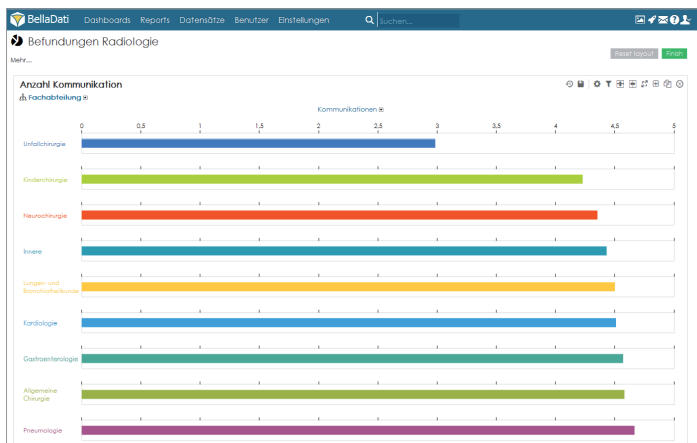
Orchestra Analyzer can be integrated in several ways in your hospital-IT: As an Add-on to already existing Orchestra installations or as an extension to other communication servers. Orchestra Analyzer filters, without influencing the production systems, the HL7-data-stream, extracts the necessary data and generates the information which then will be visualized utilizing the build-in reporting templates.

Orchestra+ Analyzer for the healthcare industry

Example:

Radiology, for example, offers a huge potential for optimizing the structures and processes. Around 80% of all patients require radiology diagnostics whether as in- or outpatient. Radiology provides relevant diagnostic information for the treatment and therefore has an important influence on the smooth processes in other hospital departments. Rarely the DRG- allowance is influenced by radiology services and due to shortened cycle times the demand towards efficiency and effectiveness of the radiological processes is increasing rapidly.

Communication visualization – how many messages are exchanged?

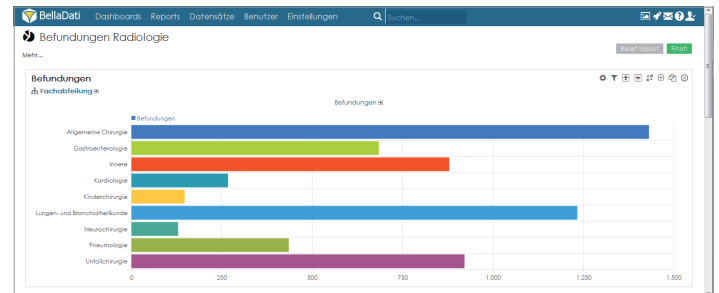


Orchestra Analyzer visualizes the so far hidden potentials of hospital processes, analyzes them and identifies sustainable optimization potentials.

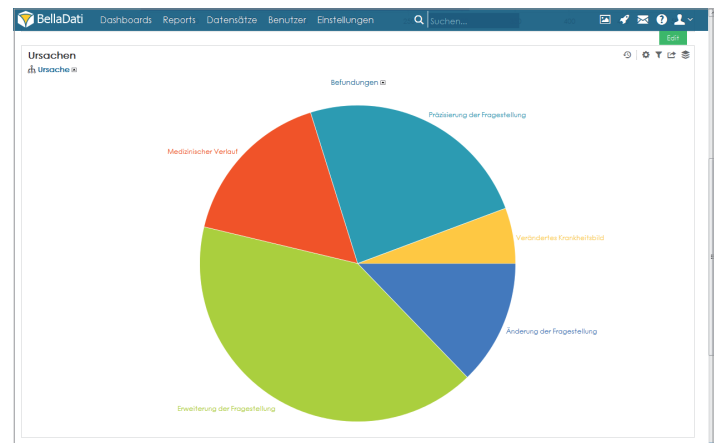
Conclusion:

With BellaDati Orchestra offers a powerful integration tool for data analysis and visualization. Orchestra now transforms your data into information and into knowledge - all in real time.

Who is requesting radiological services to which extend?



What are the reasons for multiple messaging?



- + How accurate was the actual report?
- + How often have messages been exchanged because the request was not clearly defined?

- + Pilot project at a maximum care hospital.
- + Research project in cooperation with soffico GmbH and the Johner Institut with Prof. Dr. Christiaan Johner in Konstanz, Germany.