



# Administering Domains

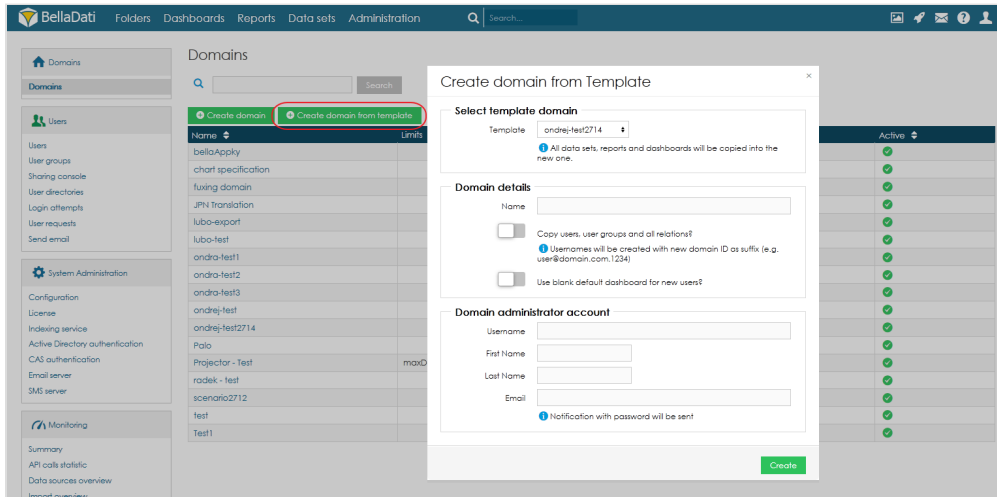
 Domains administration is available for multi-domain license type only. **SuperAdmin** role is required.

## Creating domain from template

In multi-domain installations, administrators are able to create new domains based on the selected template domain.

 This can speed up and simplify the process of preparing standardized domains for new customers.

New domain will contain all data sets, data sources, reports and dashboards like the selected template domain. Ownership of all of these objects will be transferred to the newly created domain administrator.



The screenshot displays the BellaDati administration interface. The main window shows a list of domains with columns for Name and Limits. A modal dialog titled "Create domain from Template" is open, allowing the user to select a template domain and configure details for the new domain.

**Domains List:**

Name	Limits
belliApply	
chart specification	
fixing domain	
JPH translation	
lubo-export	
lubo-test	
ondra-test1	
ondra-test2	
ondra-test3	
ondrej-test	
ondrej-test2714	
Pala	
Projector - Test	maxD
rodek - test	
scenario2712	
test	
Test1	

**Create domain from Template Dialog:**

- Select template domain:** Template: ondrej-test2714
- Domain details:**
  - Name: [Text input field]
  - Copy users, user groups and all relations?
  - Usernames will be created with new domain ID as suffix (e.g. user@domain.com.1234)
  - Use blank default dashboard for new users?
- Domain administrator account:**
  - Username: [Text input field]
  - First Name: [Text input field]
  - Last Name: [Text input field]
  - Email: [Text input field]
  - Notification with password will be sent

**Active Status:** A column of green checkmarks indicates that all domains are active.